

PRESENTED BY:

Daniel Guerra:

Norwich
Motion

DATE

30/09/2024

Hello Team!

This video takes you through the journey of Norwich, showcasing its charm and history with a 90s-inspired style.





About

The treatment highlights my **ideas**, **locations**, and the **Adobe Creative Suite** effects used throughout the process.



*The video focuses on
Norwich as a
destination,
blending its historic
landmarks.*



Treatment

01

Location

Place I have research

02

Shooting Techniques

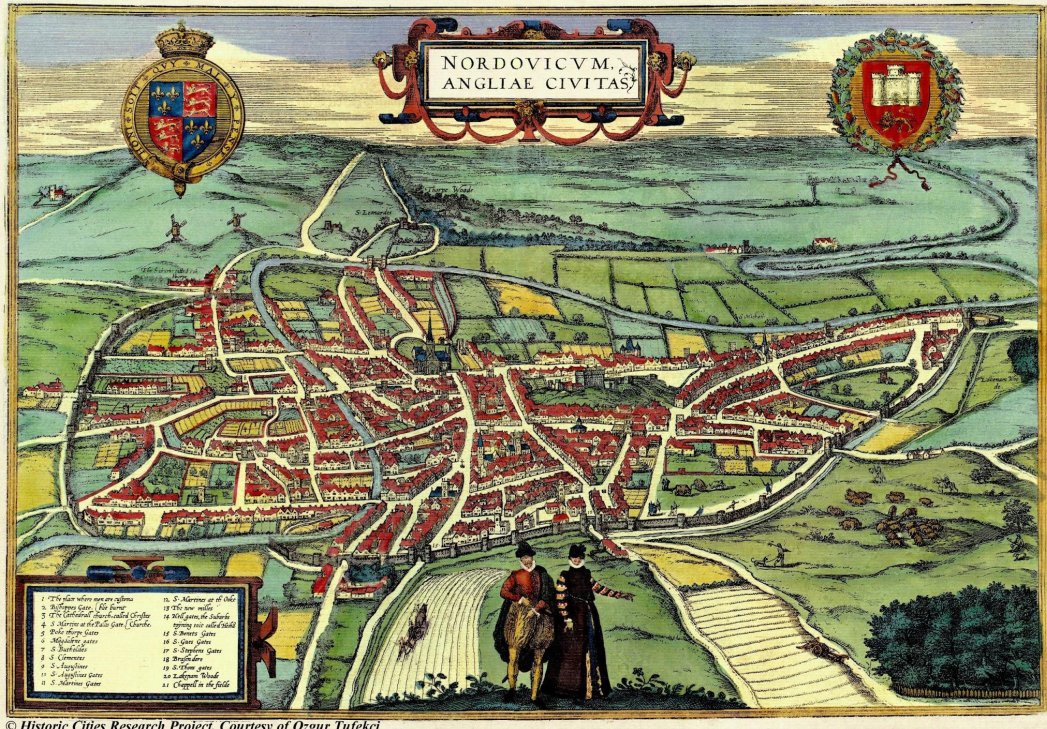
Shooting
Match Cut
Hyperlapse

03

Post-Production

Adobe Creative
Photoshop, Premiere, AE

Location



Norwich Cathedral

Elm Hill

Norwich Market

The Arcades

People and street life

Restaurants and the football stadium (to highlight Norwich's football culture)

Shooting Techniques



Wide shots to capture the architecture and scope of the city.

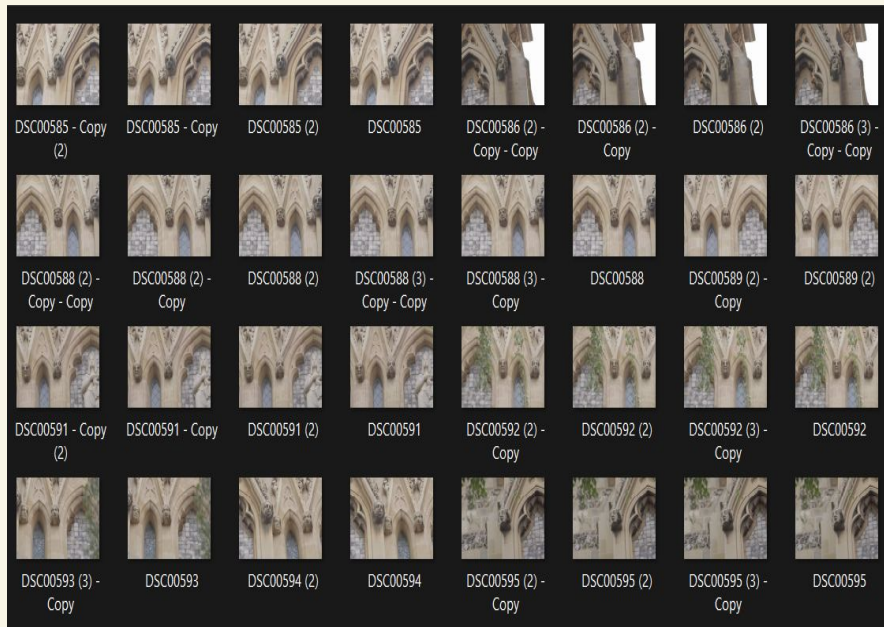
Close-ups to focus on details and texture.

POV shots to immerse the viewer in the experience.

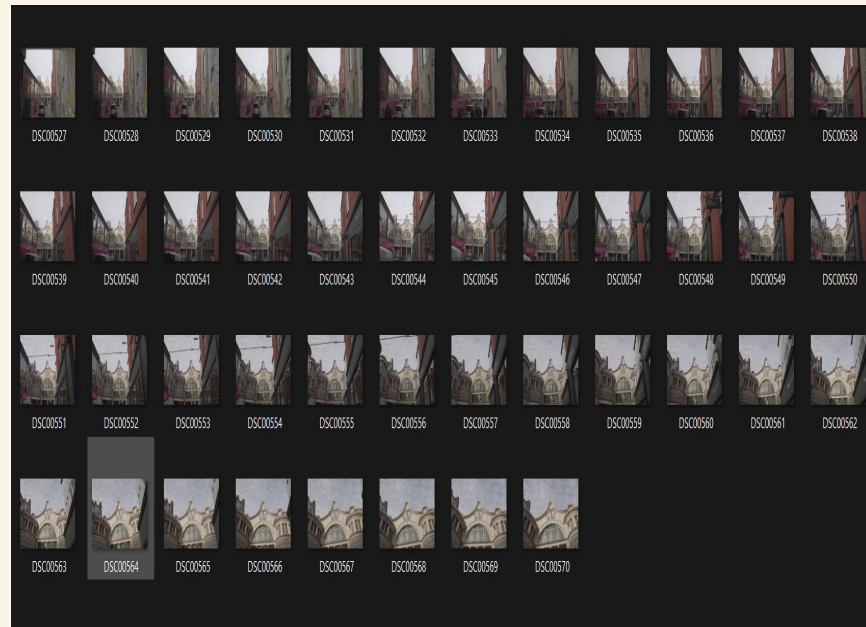
Movement shots to create energy in high-paced scenes.

Shooting Techniques

Match Cut



Hyperlapse

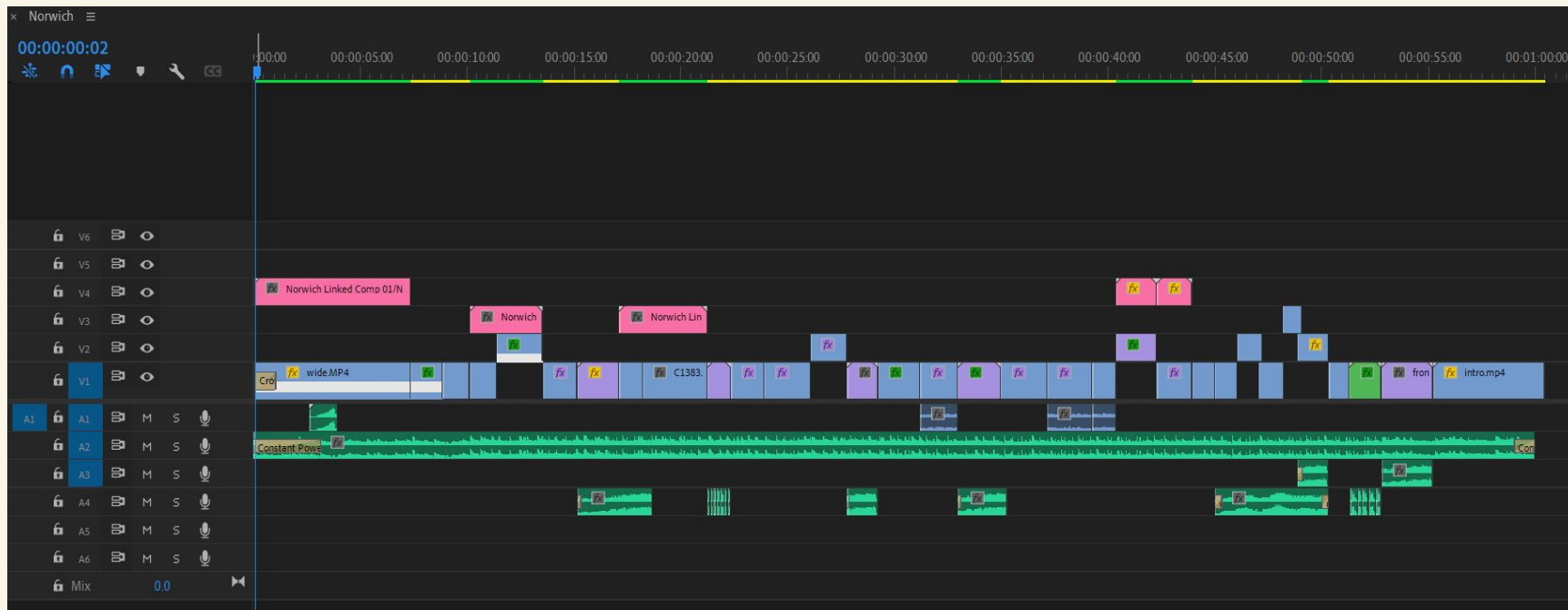




Post-Production

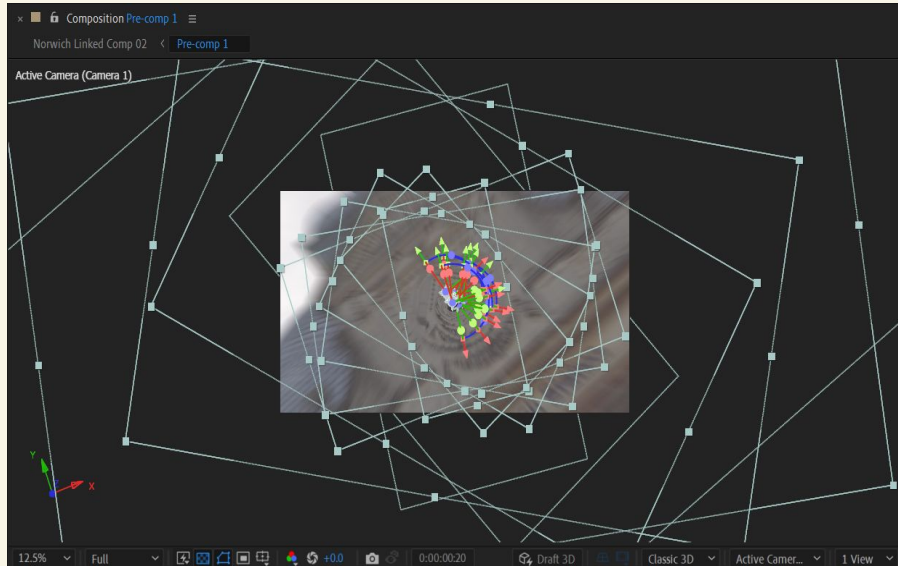
Photoshop, Premiere & AE

Timeline



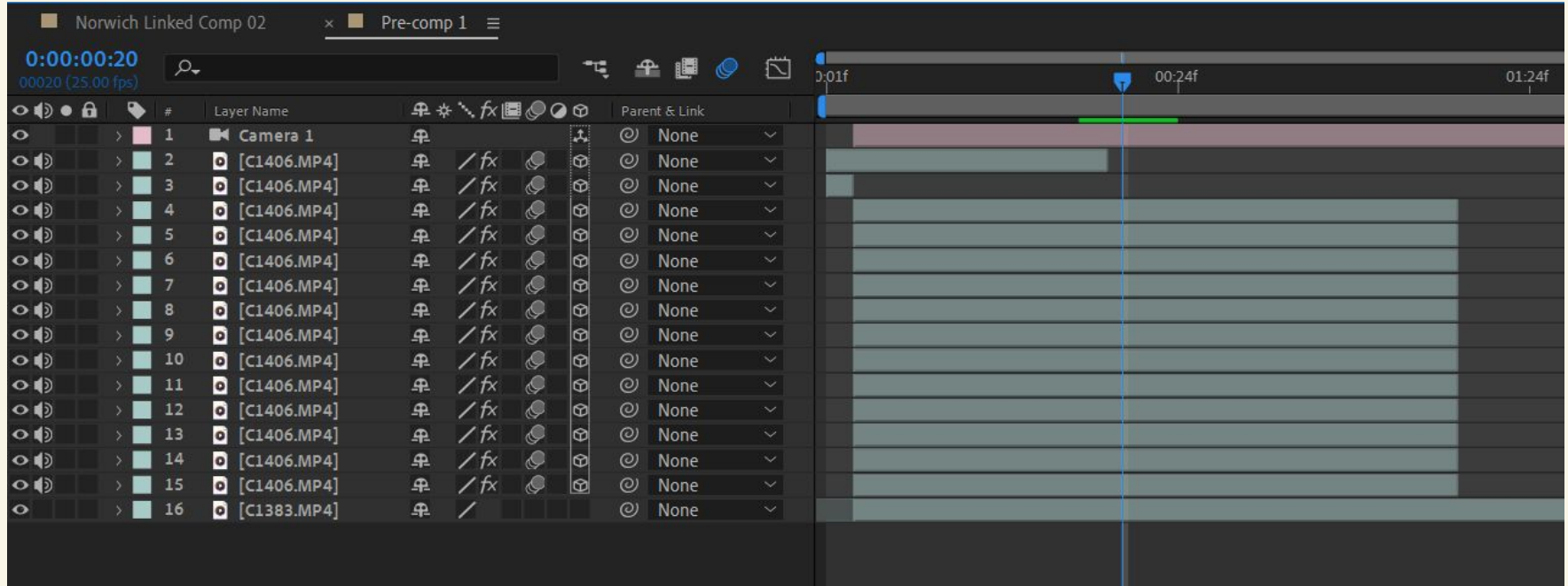
After Effects

Tunnel



After Effects

Tunnel timeline



Symbol



Norwich Linked Comp 01

0:00:04:09
00109 (25.00 fps)

#	Source Name	FX	Parent & Link
1	wide.MP4	/fx	None
2	T norwich	/fx	None
3	footage...reen.mp4	/fx	None
4	wide.MP4	/fx	None
Time Remap		7:54:46.13	
Effects			
5	wide.MP4	/fx	None

Frame Render Time: 597ms Toggle Switches / Modes

hyperlapse



0:00:02:00
00080 (30.00 fps)

Render Queue

DSC DSC 2 DSC 3 DSC 4 DSC 5 DSC 6 New folder 2

1 DSC[007...0805]JPG

Motion Trackers

- Tracker 1
 - Track Point 1
 - Feature...ter 37135,30355
 - Confidence 59.6%
 - Attach Point 37135,30355
 - Track Point 2
 - Feature...ter 26757,16064
 - Confidence 36.7%
 - Attach Point 26757,16064
- Effects
 - Position 17125,33346
 - Rotation 0x+68.8°

A screenshot of a video editing software interface showing motion tracking data for a video clip. The interface includes a timeline at the top with markers at 05f, 10f, 15f, 20f, 25f, 01:00f, 05f, 10f, 15f, 20f, 25f, and 02:00f. Below the timeline is a list of motion trackers. The first tracker is 'Tracker 1', which has two track points. Each track point has three parameters: 'Feature...ter', 'Confidence', and 'Attach Point'. The second tracker is 'Effects', which has two parameters: 'Position' and 'Rotation'. The interface also shows a grid of tracking points on the right side, with a vertical blue line indicating the current position in the video.

Timeline

Sound audio library youtube

Sound effects free download

VFX footageCrate - birds

Link of the project: <https://we.tl/t-c3OJNitkLQ>

*Please the video is h.265 able open VLC, photo and vertical.

End